


Nova Scotia's injury rate is on a long term path of improvement, but that improvement slowed slightly in 2017. At the injury rate rose slightly, but is still far below what it once was.


# 1.76



Time Loss Claims per 100 Covered Workers



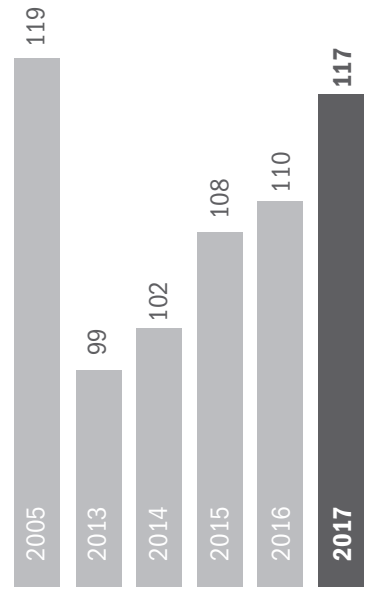
\*2005 marked the start of WCB Nova Scotia's prevention programming



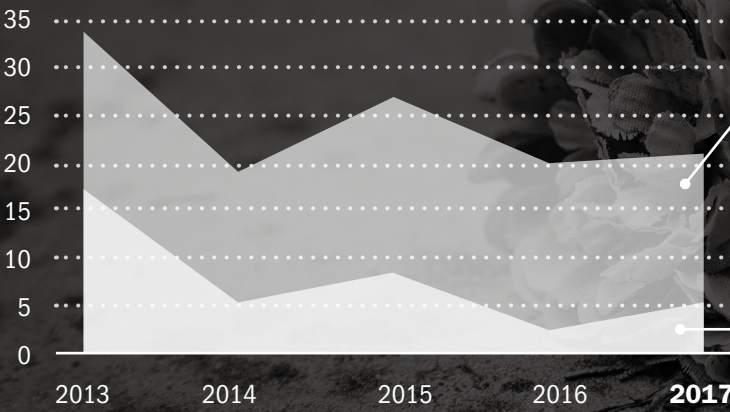
We've made important gains over time when it comes to injury durations, but the challenges we face in supporting safe and timely return to work were highlighted in 2017, when the injury durations index rose to

# 117

days.



Too many people are still dying in Nova Scotia as a result of their work. This measure more than any other must motivate us to achieve a stronger safety culture, where work is only done if it can be done safely.

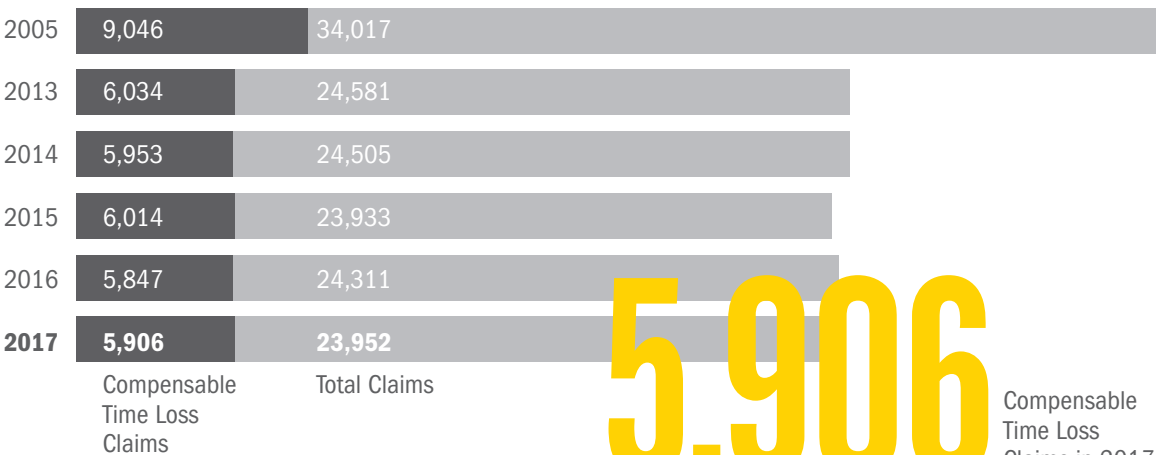


In 2017 there were **16** chronic deaths. Deaths classified as "chronic" include two categories:  
 - deaths related to occupational diseases or conditions, often from previous exposures; and  
 - deaths occurring at a workplace, from other health conditions not necessarily related to the work, primarily cardiac events.

In 2017, there were **5** acute fatalities, caused by traumatic injuries at a workplace.



There are **FEWER TIME-LOSS CLAIMS TODAY** than there were in the past. But we are seeing **MORE COMPLEX CLAIMS** that often require more time, effort, and health services.



# 5,906

Compensable Time Loss Claims in 2017

The launch of WCB Online in 2017 marked an important **FIRST MILESTONE IN OUR MODERNIZATION**. This year we'll be replacing our core claims and assessment systems, which will help us work more efficiently to serve workers and employers.

**ONLINE SERVICES SNAPSHOT:**

# 9,191

Employers signed up for MyAccount

# 1,014

Service providers

# 4,123

Workers

**ONLINE CONVERSATIONS USING THE SECURE MESSAGE FEATURE**



# 52,790

**DOCUMENTS SHARED**

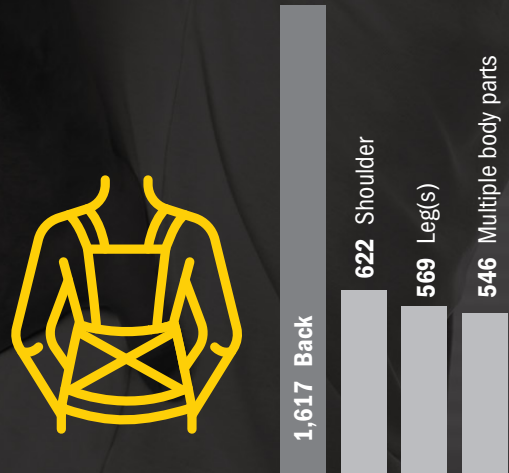
# 104,743

**MUSCLE STRAIN** from lifting is still the most common workplace injury, and the **BACK** is most often affected.

**Nature of Injury** – 5 top compensable time-loss claims

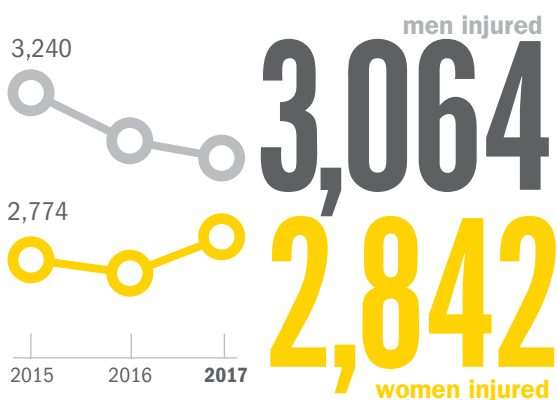


**Part of Body** – 4 top compensable time-loss claims

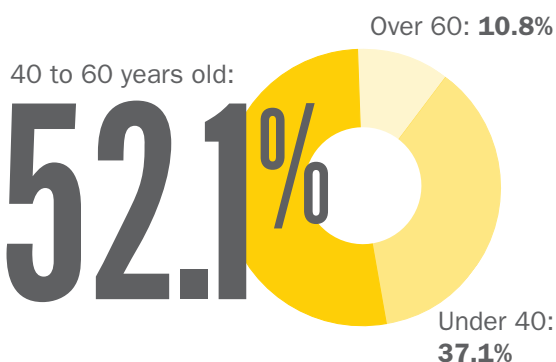


**WOMEN** are gaining ground on men, in terms of the number of workplace injuries. **WORKERS AGED 40 TO 60** years are hurt in greater numbers than workers under 40 years.

**Gender of worker**  
Compensable time-loss claims, 2015-2017

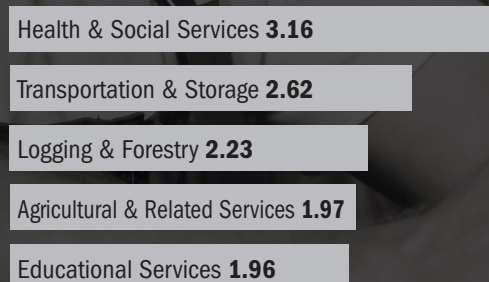


**Age at Injury Date**  
Compensable time-loss claims, 2017

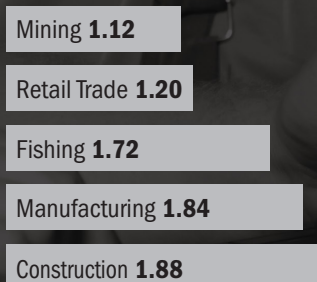


**CHALLENGES REMAIN** in some of Nova Scotia's biggest industries, and we're working with our safety partners to help them improve. Several industries have made **GREAT STRIDES** forward in recent years.

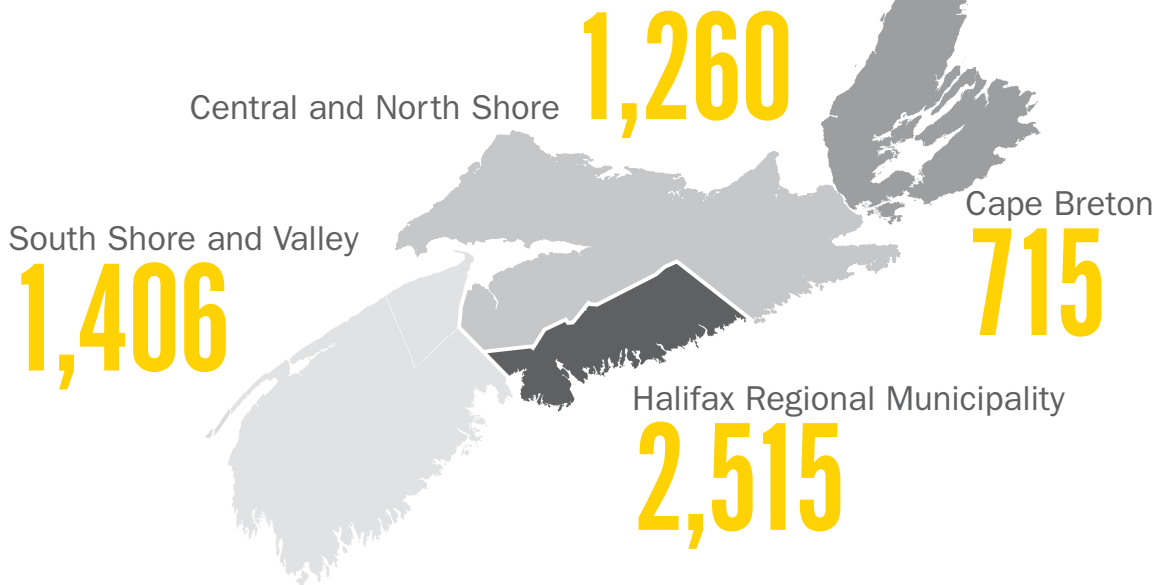
**FIVE SECTORS WITH THE HIGHEST INJURY RATES**



**FIVE SECTORS WITH IMPROVED INJURY RATES**

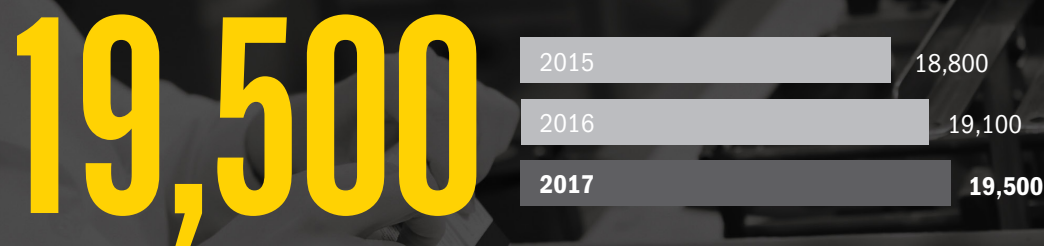


**Injury by Region**  
Compensable time-loss claims, 2017



10 claims were not classified to a particular region of the province.

In 2017, the number of covered employers increased to



and the number of covered workers stayed roughly the same as last year

