

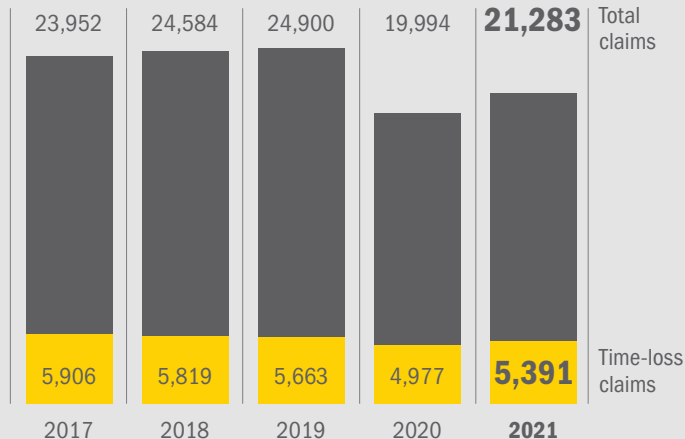
HOW MANY NOVA SCOTIANS WERE HURT AT WORK?

Injuries were up in 2021 over 2020, however we are still seeing progress.

Since 2019, **time-loss claims have decreased by five per cent** and **registered claims have decreased by 15 per cent**.

5,391

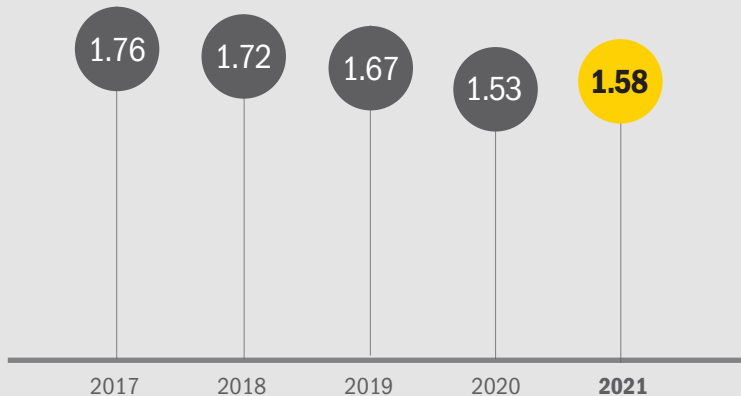
Time-loss
injuries
in 2021



WHAT WAS THE INJURY RATE?

1.58

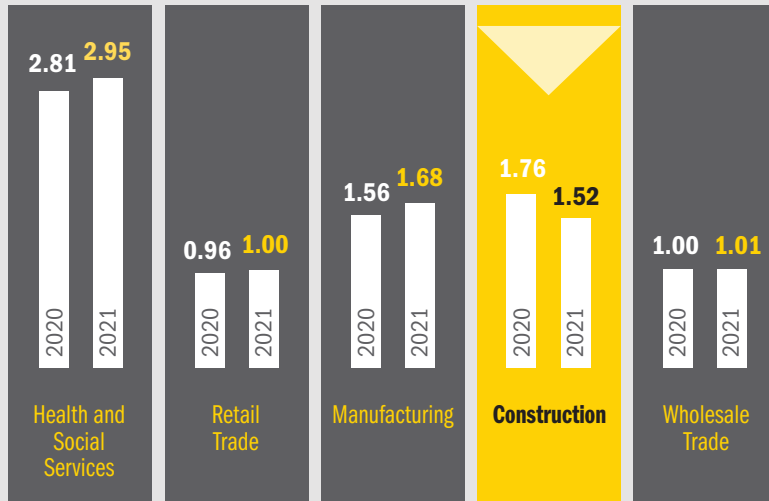
Time-loss claims
per 100 covered
workers



WHAT WERE THE INJURY RATES IN NOVA SCOTIA'S LARGEST INDUSTRIES?

FIVE LARGEST SECTORS,
IN DESCENDING ORDER L-R,
BY ASSESSABLE PAYROLL

NUMBER OF TIME-LOSS INJURIES PER 100 COVERED WORKERS



WHAT IS DRIVING THE INJURY RATE IN LONG-TERM CARE AND HOME CARE?

About **80 per cent of injuries are sprains and strains**, and about half occur during client transfer or reposition.

Overall injury rate

1.53	1.58
2020	2021

Health and Social Services injury rate

2.81	2.95
2020	2021

Injury rate for Hospitals

1.48	1.61
2020	2021

Injury rate for Long-Term Care

4.58	4.85
2020	2021

Injury rate for Home Care

7.68	7.43
2020	2021

ARE THE DEMOGRAPHICS OF INJURY CHANGING?

The **AVERAGE AGE OF NOVA SCOTIANS
HURT ON THE JOB** is increasing.

TIME-LOSS INJURIES TO WORKERS 60 YEARS OF AGE OR OLDER

2001

209

2021

642

TIME-LOSS NUMBERS ONLY

AVERAGE AGE
of worker
at the time of
their injury

38 2001

43 2021

WHAT TYPE OF INJURIES OCCURRED?

Sprains, strains, and other soft-tissue injuries are by far the most common way that people get hurt at work in our province.

64%

A pie chart with two segments. The larger segment, representing 64%, is a bright yellow. The smaller segment, representing 36%, is a lighter, pale yellow. A horizontal line with a dot at its end points to the boundary between the two segments.

25%

of all time-loss injuries were to **THE BACK**, the most frequently injured part of the body.

HOW MANY NOVA SCOTIANS EXPERIENCED PSYCHOLOGICAL INJURY DUE TO THEIR WORK?

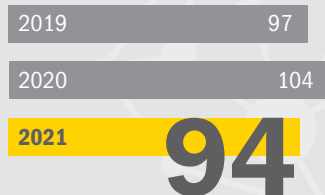
2021 marked the third year of presumptive coverage for PTSD for front line and emergency response workers.

Increasingly, there are also many physical injuries where psychological factors become a challenge to a worker's recovery. It all highlights the importance of overall healthy workplaces — both physically, and psychologically.

TIME LOSS CLAIMS FOR PSYCHOLOGICAL INJURY (TOTAL)



TIME LOSS CLAIMS FOR PSYCHOLOGICAL INJURY (FIRST RESPONDERS)



HOW DID COVID-19 IMPACT WORKPLACES?

There were

73 cases

of a worker contracting
COVID-19 during the
course of their work,
and missing time from
the job.

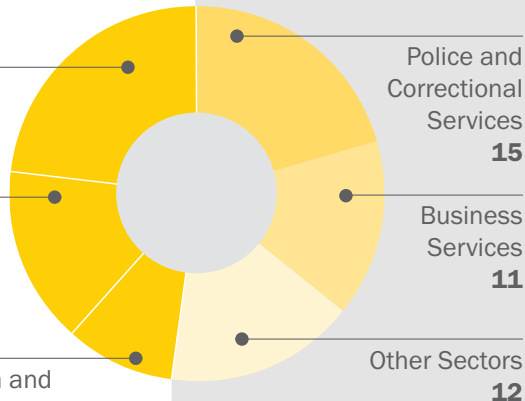
Health and Social Services Sectors:

35

Hospitals
17

Disability
Support
Homes
11

Other Health and
Social Services
Sectors
7



**HOW MANY
WORKING DAYS
WERE LOST TO
WORKPLACE
INJURY IN
2021?**

2021

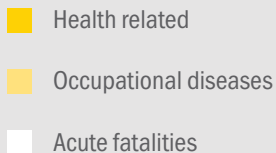
1,078,534

That's **2,955** person-years of work. Equivalent to the entire town of Port Hawkesbury, off work for an entire year.

2020

1,142,825

HOW MANY NOVA SCOTIANS DIED AT WORK OR BECAUSE OF THEIR WORK IN 2021?



ANNUAL
TOTAL

21

2017

40

2018

22

2019

32

2020

20

2021

